

**Institutional Effectiveness Statistics Report
Fall 2016**

TABLE 1: ENROLMENT STATISTICS (2011 – 2016)						
	Fall 2011	Fall 2012	Fall 2013	Fall 2014	Fall 2015	Fall 2016
Headcount	273	294	300	288	235	221
Full-Time Equivalent (FTE)	202	221	234	227	185	174
Student – Teacher Ratio	18:1	17:1	16:1	17:1	15:1	16:1
Retention Rate	83%	81%	86%	87%	85%	90%
Graduation Rate	28%	32%	30%	47%	47%	57%
Satisfactory Christian Service Participation	88%	78%	83%	93%	73%	85%

TABLE 2: GRADE POINT AVERAGE (GPA) (4.00 SCALE) (2011 – 2016)	
Fall 2010 – Summer 2011	2.81
Fall 2011 – Summer 2012	3.06
Fall 2012 – Summer 2013	3.12
Fall 2013 - Summer 2014	2.84
Fall 2014 – Summer 2015	2.95
Fall 2015 – Summer 2016	2.94

TABLE 3: GRADUATION COMPLETION RATE	
2009	29%
2010	15%
2011	28%
2012	32%
2013	30%
2014	47%
2015	47%
2016	57%

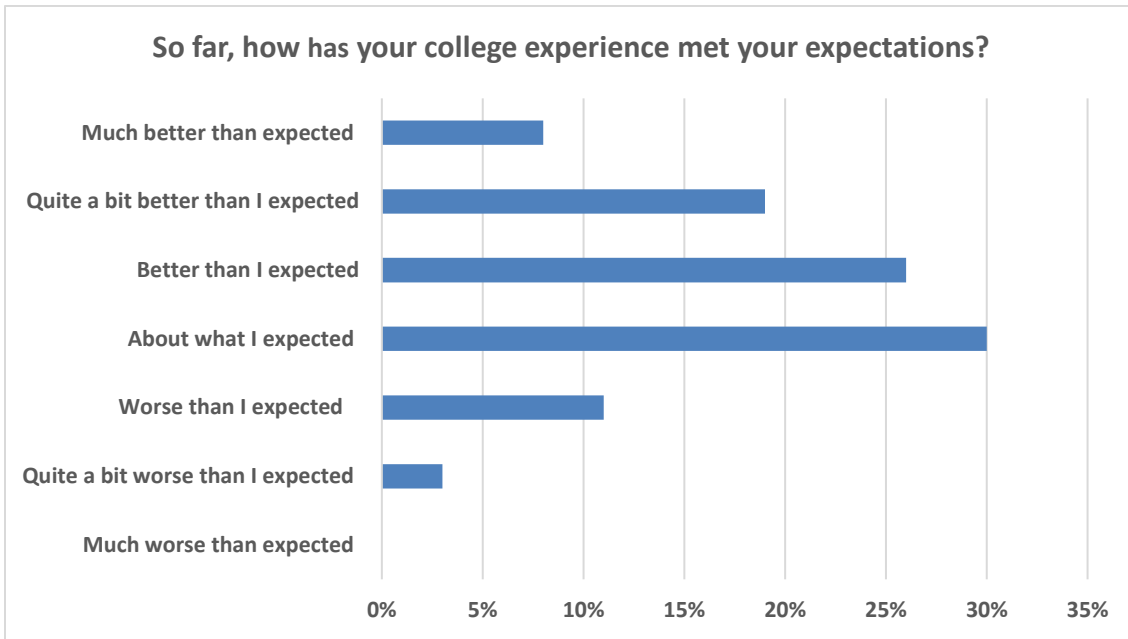
TABLE 4: GRADUATE PLACEMENT RATE (6 MONTHS AFTER GRADUATION)			
	Number of Graduates	Placement Rate in Ministry-Related Positions	Placement in PAOC- Related Ministries
Bachelor of Theology (2013)	23	70%	100%
Bachelor of Theology (2016)	32	69%	91%

TABLE 5: ABHE BIBLE EXAMS – FRESHMAN/SENIOR GAINS 2014-2015 ACADEMIC YEAR				
Question Category	Institutional Norms (MCS Freshman Exam “G”)	Institutional Norms (MCS Senior Exit Exam “H”)	Difference (MCS Norms)	Difference (AHBE Norms)
New Testament: Subject Matter	36.18%	48.56%	12.38%	17.38%
Old Testament: Subject Matter	40.40%	51.45%	11.05%	17.54%

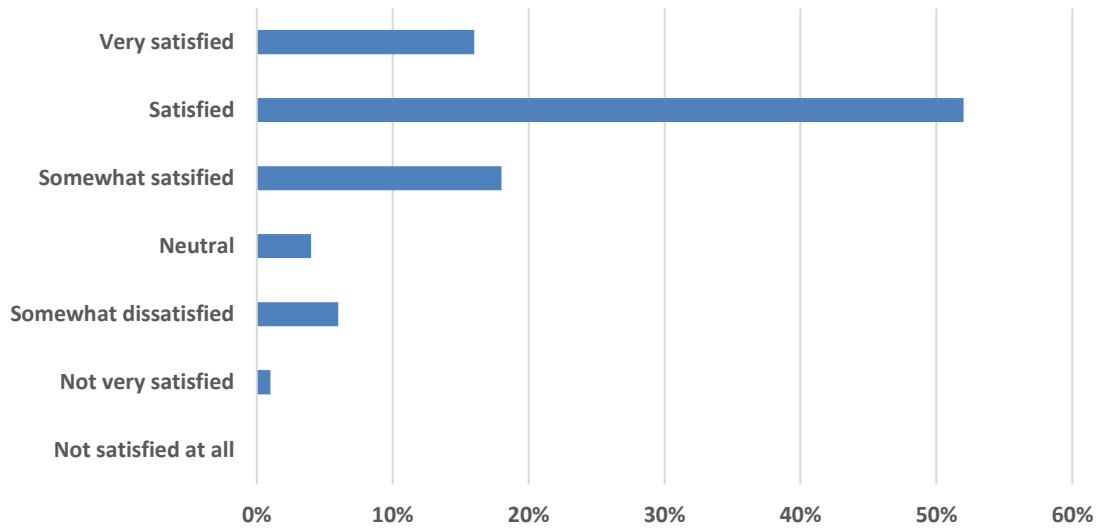
TABLE 6: PAOC LICENSED MINISTER CREDENTIALS AND BIBLE COLLEGE STATISTICS (OCTOBER 18, 2016)

	2007	2008	2009	2010	2011	2012	2013	2014	2015	2016
MCS (EPBC)	20	31	13	12	14	17	17	19	19	19
Vanguard (Northwest)	9	5	12	5	8	12	10	7	9	4
Summit (WPBC)	19	18	18	16	11	10	18	14	14	15
Horizon (Central)	8	4	6	2	1	1	4	3	3	1
IBQ	1	0	0	1	0	3	2	4	2	2
ICI/Global/Berean	1	1	0	0	1	2	2	0	1	0

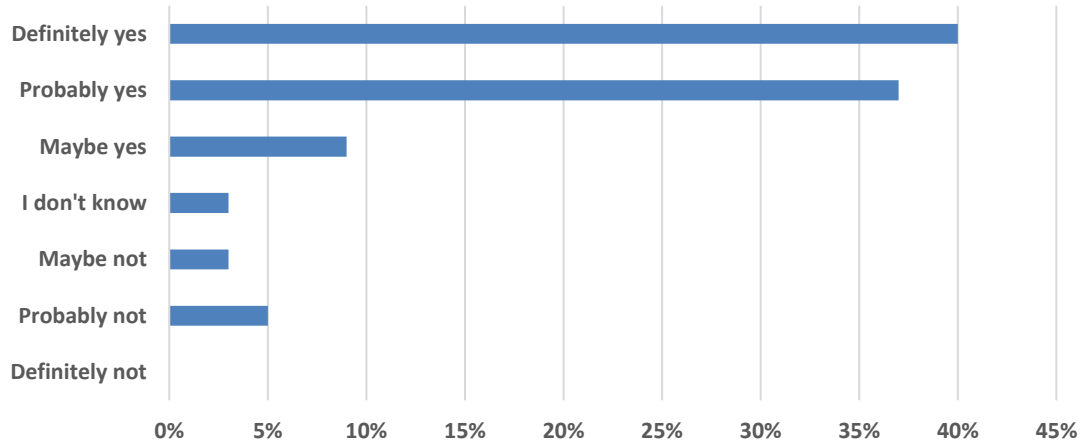
The following charts shows the results of selected questions from the recent Noel-Levitz Student Satisfaction Inventory (SSI), which was completed by campus students in 2015.



Rate your overall satisfaction with your experience thus far



All in all, if you had to do it over, would you enrol here again?



Factors in Deciding to Enrol at Master's

